


STANDARD PLANS



 Mercedes-Benz Sprinter

We Suggest . . .

THE FOLLOWING STEPS. These are not necessarily in order.

FIRST study all the Standard Plans. Circle the plans and features you like. Use the process of compromise and elimination.

SELECT A STANDARD PLAN. You can also revise a Standard Plan to better meet your requirements. If a Regular Body (RB) Sprinter isn't long enough you may want to go to the Extended Body (EB) or the Long Body (LB). Or Design Your Own with our cut-outs or on-line.

CONSIDER ADDITIONAL OPTIONS items such as an A/C, furnace, toilet, larger refrigerator, etc.

SPORTSMOBILE COST. Please see our pricing brochure.

CHOOSE FABRICS & COLORS. See our website or contact us for current samples.

NEED HELP? Contact us. An experienced Sportsmobile designer will be happy to work with you.

LAST STEP. Send a copy of your paperwork, cost sheets, etc. to us. We'll review them for errors and add comments we feel may be helpful to you. Then we'll return the material for your review.

READY TO ORDER? Please send a \$1000 deposit. Upon receipt, we will phone you to again review your order. Keep in mind you can change most items on your conversion order up to two weeks prior to our starting production of your Sportsmobile.

OUR GOAL is to provide you with a high quality Sportsmobile that will meet all of your requirements and that you will enjoy for many years. We take this responsibility very seriously – as a moral obligation to you as a customer. Plus, it's just good business on our part. A high percentage of our sales each year are repeat customers and referrals.

Why Consider A Sportsmobile?

"We have never enjoyed a purchase in our life more than our Sportsmobile." This is a sentiment we often hear, expressed in different ways. A Sportsmobile is not only an investment to travel in total comfort, but will also serve your in-town needs.

Sportsmobiles have a smooth, quiet, comfortable ride and are really a pleasure to drive. City streets, the back roads and mountains are all taken in stride.



*RB (Regular Body) Sprinter
with optional Penthouse Top*

Sportsmobile
®

It's a Lifestyle

rev. 4/4/11

General Information

rev. 4/4/11

WHATS INCLUDED — SPRINTER STANDARD PLANS

1 STANDARD EQUIPMENT PACKAGE

INTERIOR

WALL PANELS Green Insulation
OVERHEAD CAB COMPARTMENT May delete.
N/A with low roof Sprinter.
OVERHEAD L & R SIDE COMPARTMENTS
FLOOR Marine Vinyl or Loop Carpet
CURTAINS Cab & Sliding Door
SHADES Side & Rear Windows
DOOR PANELS Side & Rear
TABLE Any size
FIRE EXTINGUISHER
FLOOR MATS

ELECTRICAL 110V

110V ELECTRICAL PANEL 30 Amp System
110V EXTERIOR INLET W/25' cord
GFI Ground fault protection
ELECTRICAL CORD ADAPTERS
110 WALL OUTLETS
INVERTER (12V to 110V) 2000W, 100A.
Aux. Batt. Chg., True Sine.

ELECTRICAL 12V

AUXILIARY AGM BATTERIES Two.
Or One Large Battery
12V ELECTRICAL PANEL
BATTERY SEPARATOR Prevents Van battery drain
12V OUTLET
12V POWER cut off switch
LIGHTS Throughout interior, Porch Light
LED LIGHTS in ceiling
DETECTORS Carbon Monoxide, Smoke

GALLEY

REFRIGERATOR "3E" Electric Norcold (2.7 CF)
SINK, PULL-OUT FAUCET, WATER SYSTEM
WATER PUMP 12V On Demand System
WASTE WATER Sink (gray) water hold tank
CITY WATER HOOKUP
STOVE Flush Mount (May delete)

PROPANE SYSTEM (May Delete)

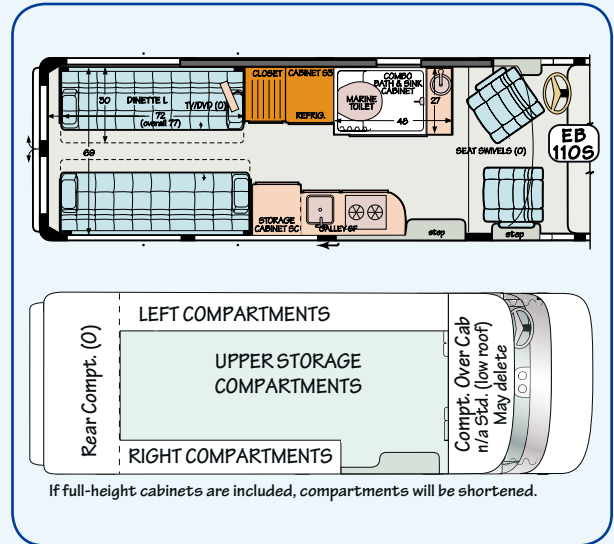
For stove, optional furnace, water heater,
8G tank, Propane detector.



"Planning our Sportsmobile was like building our house. Lots of decisions. We couldn't have been happier when we finally took delivery."

— Tom and Salley Casell

2 FURNISHINGS as shown each plan



MISCELLANEOUS INFORMATION

FURNISHINGS

- Can be deleted or added as you desire. See "Price Sheet" for cost differences.
- See "Design Your Own" furnishings, cut-outs for drawings and dimensions.
- If you are making a number of changes, it may be easier to start from scratch and "Design Your Own." The cost will be about the same.

WINDOWS

- Windows, with screens, shown on the plans are large awning windows. Window behind sliding door does not open.
- They can be changed or deleted for credit.
- Some baths show a small window. It's a 15" x 18" slider.

STOVE/PROPANE SYSTEM

- May be deleted for credit. Some plans show this deletion.

BATHS

- Choice of electric flush Porta Potti that can stow in a cabinet. Or a built-in marine toilet and holding tank.
- Showers can be stalls or combo models with toilet and sink.

PLENTY OF STORAGE

- "We had more storage than we thought we would," is a comment we often hear. Over the years, we've become very proficient in optimizing space.

Miscellaneous Items

- Such as drink holders, assist handles, bungee cords for cargo, etc., can be added when you take delivery. These are no-charge items.
- Note: Photographs of Sprinter vans may show some options.

ALL THE COMFORTS of a "big" motorhome without the expense, restrictions and stress of driving one. Lots of Sportsmobile owners are former "big" motorhome owners.

EXPLORING THE BACK ROADS? One reason many Sportsmobile owners chose a Sportsmobile is that sometimes they want to explore the back roads and trails. No Sportsmobile parts are installed lower than the rear axle.

WINTER TRAVEL AND CAMPING The water tank and lines are inside the Sportsmobile to help prevent freezing, not under the van where they can quickly freeze. Anti-freeze can be added to the holding tanks under the van. Sportsmobiles are very well insulated throughout.

PRE-OWNED SPORTSMOBILES You can see our availability at www.sportsmobile.com. Sorry, we do not take trades.

PHYSICALLY CHALLENGED While we do not install lifts, we work with companies who do.

MOTORHOME INSURANCE Motorhome insurance or RV insurance rates are often much less than car rates. Not all insurance companies offer RV insurance, but the ones that do can save you money, plus better advise you on coverage. If the Sportsmobile will be your only vehicle, this may not apply.

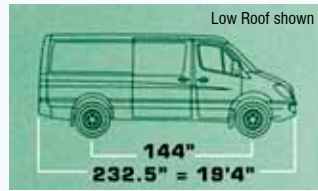
FINANCING is available for up to 15 years. Down payment depends on approved credit. Finance interest may be deducted as a second home. See your tax advisor. The 10% luxury tax does not apply to motor homes.



Excellence
Since 1961

For lots more info and larger
printable plans, visit
Sportsmobile.com

RB (Regular Body) Plans

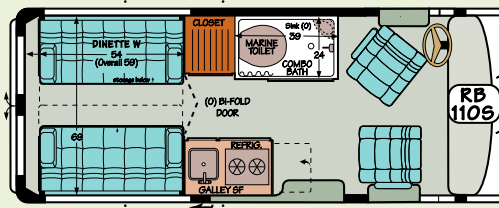


“RB” Regular Body
“Standard (low) Roof” is standard for the RB Sprinter. N/A available for EB and LB Sprinters.

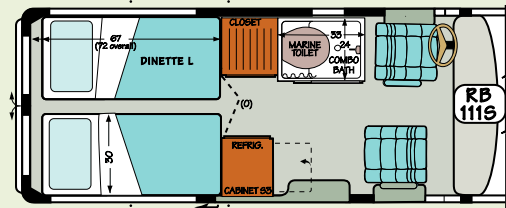


“High Roof” is an option for the RB.

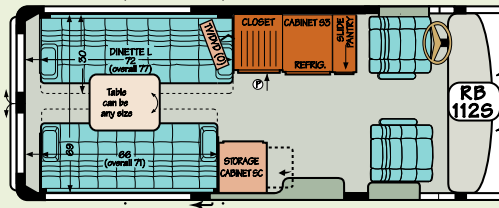
(P) Potta Potti (O) can stow in this cabinet
 (O) Additional cost option Swivels for cab seats are (O)
 When Stove is deleted so will the Propane System for credit



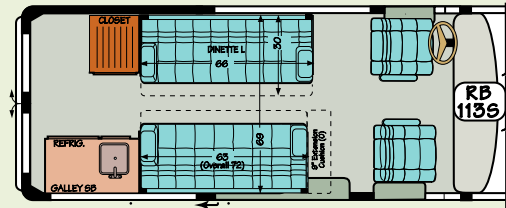
Sleep “width wise” when Dinette “W” is made into a bed. A Combo Bath can locate up front in the RB van. Not in the rear.



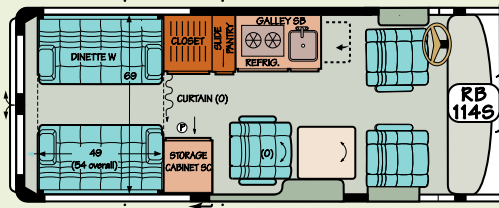
Dinette “L” makes two twin beds. The walk space makes bed use more convenient. Twin beds can slide together for one large bed.



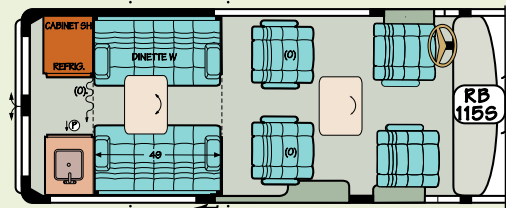
Each Dinette can be a different length for his and her beds. Fresh Water System and Stove deleted for credit.



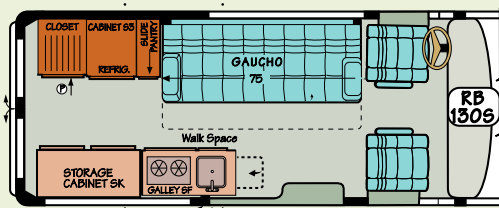
Rearrange, add and delete furnishings to better meet your needs. The propane system and stove are deleted in this plan for credit.



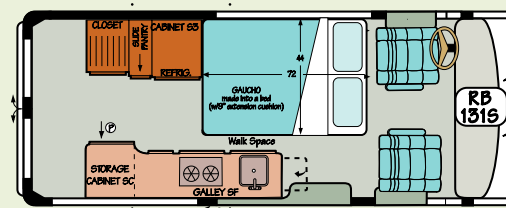
Some cabinets, like Cabinet SC can be designed to be removable.



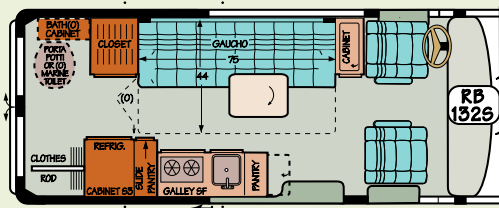
The table can be any size. Mount on a tripod or flush floor socket. Bi-fold doors, accordion doors or curtains (O) can provide privacy.



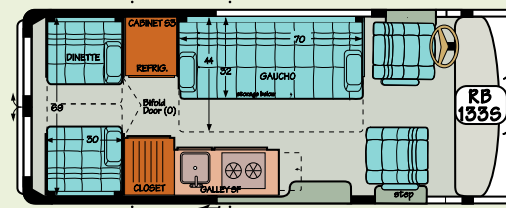
The Gaúcho can be any length. For more width, it can slide out further, which will eliminate the walk space.



When all the cabinets on the passenger side are counter-top high, the interior will feel more spacious.

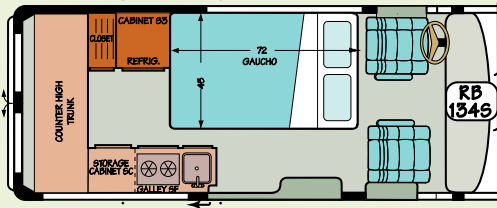


The Marine Toilet can be located in the rear with a larger holding tank under van’s floor (O). The spare tire will then locate to van’s rear.

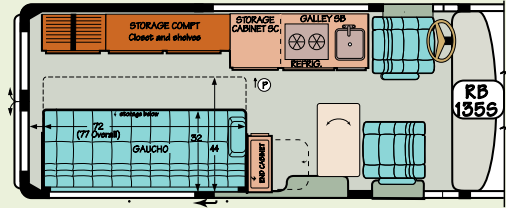


Short Rear Dinette converts into a single bed. a tri-fold pallet bed is also available for the Captain’s seats.

RB (Regular Body) Plans



Gauchio converts into a bed which can be any length. The width can also be increased several inches



The Porta Potti can stow out of the way in cabinets not located over a wheel well.

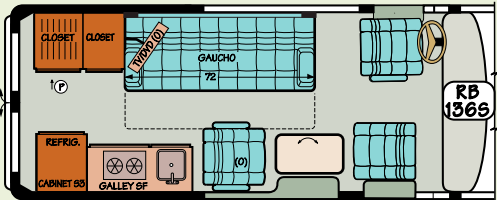
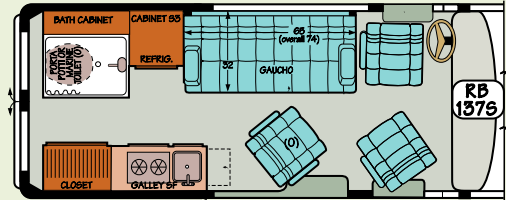
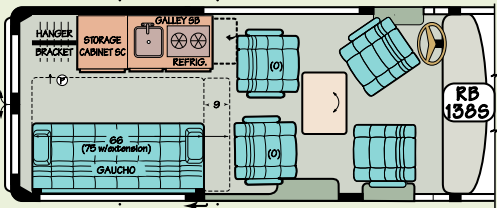


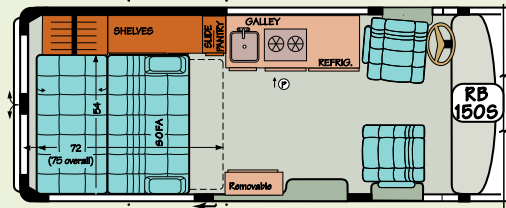
Table can mount on a fold-up tripod base making it easy to move around or use outside. Note: all tables should be stowed when traveling.



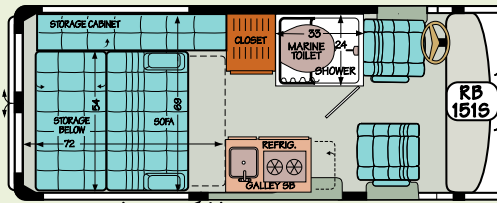
The shower in the rear is off-set due to the wheel well location. This shower will accommodate an optional Porta Potti or Marine Toilet.



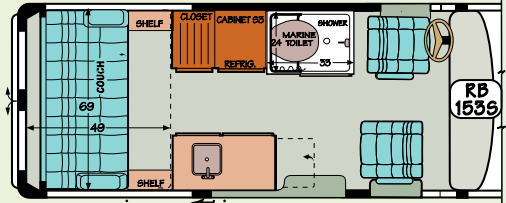
Third and fourth Captain's seats are optional. They recline, swivel and have fore and aft adjustments. They are removable.



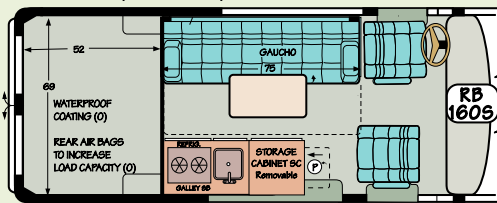
A very popular floor plan. The sofa has 2 lap and 1 shoulder belts. Seat swivels (O).



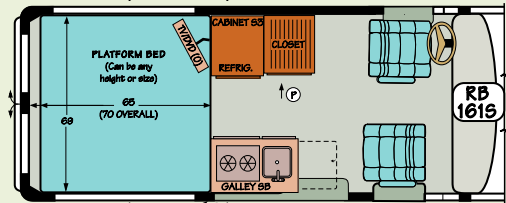
Storage Compartment L has a hinged top cushion that is bed height for a very large bed.



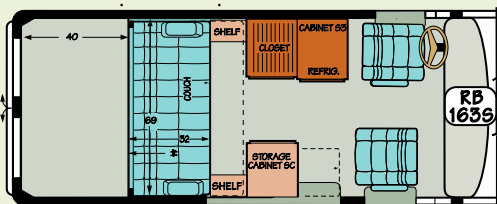
The Couch converts into a bed. Sleep width-wise in this plan. The propane system and stove are deleted for credit.



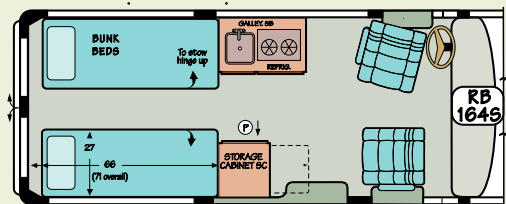
The rear compartment can be made any size you need. An inside access door can be included.



There are lots of possibilities for a platform bed. The space below the bed can be open or sub-divided with compartments



Remember — **you** can design your own plan. The cost will essentially be the same. Fresh water system, stove and propane deleted for credit.



Bunk beds, hinge against the sides for lots of cargo space. If an upper bunk is included a ladder is also supplied. Not for use during travel.